



FABBRICA CAVI - ANTENNE - ACCESSORI TV



SIVA has been active in the international market since 1958 as a producer of terrestrial antennas and TV articles for television installations.



*In 1962, to increase the production capacity, it moved to Bonate sotto – Bergamo and under the **FBE** name, it started to produce its first models of Coaxial cable to join the **VHF and UHF** antenna production.*

Simple 75-Ohm coaxial cables with a dielectric of Foam polyethylene and a bare copper single screen were introduced into the production.

*Afterwards, a complete range of radiofrequency cables were introduced produced following the very strict construction criteria of the **Mil-c-17 norms. (MIL NORMS ISSUED IN 1940 from the USA)**.*

FROM THIS MOMENT, THE LONG ADVENTURE OF THE SIVA COAXIAL CABLE BEGINS.



We can produce also cables with your particular requests in PVC, PE, LSOH (zero halogens) and PUR jackets, all in compliance to the “Directive RoHS3 2011/65/EC and 2015/863 “ that forbids the use of dangerous substances as lead, mercury, cadmium hexavalent chromium and their compounds.



*From July 2017 as prescribed in **CPR UE 305/2011**, our cables have been tested by the Italian notified bodies and they have obtained the certification. Regarding the **CPR** rules and the **D.o.P.** (declaration of performance), please look at web site:*

WWW.SIVACAVI.IT



*We proudly underline that our full production range is **MADE IN BERGAMO – ITALY**, completely produced in our plant in Bonate sotto with high quality European raw materials.*





Actually *SI.VA* is specialized in the production of:



RF COAXIAL CABLES MIL-C-17F (50 – 75 - 93 OHM)



RG OFFSHORE MARINE CABLE DNV APPROVED



50 OHM LOW LOSS (LMR 195 - LMR 240 - LMR 400)



50 OHM LOW LOSS " HF " HIGH FREQUENCIES



VIDEOINTERCOM CABLES



VIDEO SECURITY COAXIAL CABLES FOR HD-SDI TECNOLOGY



DIGITAL SATELLITE CABLES 75 OHM



BROADCASTING COAXIAL & TRIAXIAL CABLES



ALARM & SECURITY CABLES



FIRE DETECTING SYSTEM – PH30 CABLES



GATE AUTOMATIONS SYSTEM - PUR



MULTICORES CABLES



MICROPHONIC & ELECTRONICS



LOUDSPEAKERS



ROUND LOUDSPEAKERS





FABBRICA CAVI - ANTENNE - ACCESSORI TV




RG 11 AU

75 OHM RF COAXIAL CABLE

MANUFACTURED IN COMPLIANCE WITH MIL-C-17F STANDARDS

Class CPR **E_{ca}**



MECHANICAL DATA

A	INNER CONDUCTOR	TINNED COPPER	7 x 0,40 mm
B	DIELECTRIC	LOW DENSITY POLYETHYLENE	ø 7,25 ± 0,18 mm
C	BRAID	PLAIN COPPER	192 x 0,18 mm
		- COVERAGE	97%
D	SHEATH	NON-CONTAMINATING POLYVINYL-CHLORIDE	ø 10,3 ± 0,18 mm
	- COLOUR	BLACK - RAL 9004	
	- PRINTING	M17/6-RG11 MIL-C-17F RG 11 AU 75 Ohm	
		MADE IN ITALY CE 56 WEEK/YEAR EN 50575:2014 + A1:2016 Eca	

MINIMUM BENDING RADIUS (mm)

- SINGLE ø EXTERNAL X 5
- REPEATED ø EXTERNAL X 10

TEMPERATURE RANGE -30 °C / +70 °C

CABLE WEIGHT (Kg/Km)

- COPPER 57,0
- PLASTIC 88,2
- TOTAL 145,2

ELECTRICAL PROPERTIES at 20°C

IMPEDANCE 75 ± 3 Ohm

CAPACITANCE 67 pF/m

VELOCITY RATIO 66%

RESISTANCE

- INNER CONDUCT. 20,5 Ohm/Km
- BRAID 4,4 Ohm/Km

TENSION

- SHEATH 5,5 kV
- SPARK TESTING

ATTENUATIONS dB/100 m.

		dB	W
5	MHz	1,2	
10	MHz	1,7	
50	MHz	4,2	
100	MHz	6,2	
200	MHz	9,3	
400	MHz	13,8	

MAX. POWER RATING W

		dB	W
500	MHz	15,5	
600	MHz	17,1	
800	MHz	20,5	
1000	MHz	23,4	
1350	MHz	30,2	
1500	MHz	32,5	

		dB	W
1750	MHz	36,6	
2150	MHz	42,5	
2250	MHz	43,1	
2500	MHz	45,8	
2750	MHz	47,6	
3000	MHz	50,1	

STRUCTURAL RETURN LOSS dB

30 ÷ 300	MHz	>30	1000 ÷ 2000	MHz	>22
300 ÷ 600	MHz	>27	2000 ÷ 3000	MHz	>20
600 ÷ 1000	MHz	>25 ÷	MHz	-


SCREENING EFFECTIVENESS dB

100 ÷ 900	MHz	>57
900 ÷ 2000	MHz	-
2000 ÷ 3000	MHz	-

The producer reserves himself to make modification on the item without any notice.

RG 12 AU

75 OHM RF COAXIAL CABLE
MANUFACTURED IN COMPLIANCE WITH MIL-C-17F STANDARDS



MECHANICAL DATA

A	INNER CONDUCTOR	TINNED COPPER	7 x 0,40 mm
B	DIELECTRIC	LOW DENSITY POLYETHYLENE	ø 7,25 ± 0,18 mm
C	BRAID	PLAIN COPPER - COVERAGE	192 x 0,18 mm 97%
D	1° SHEATH - COLOUR	NON-CONTAMINATING POLYVINYL-CHLORIDE BLACK - RAL 9004	ø 10,3 ± 0,18 mm
E	ARM	ZINC-PLATED STEEL - COVERAGE	144 x 0,24 mm 85%
F	2° SHEATH - COLOUR - PRINTING	NON-CONTAMINATING POLYVINYL-CHLORIDE BLACK - RAL 9004 M - 17/6 RG 12 MIL-C-17F RG 12 AU 75 OHM	ø 14,30 ± 0,20 mm

MINIMUM BENDING RADIUS (mm)

- SINGLE	ø EXTERNAL X 5
- REPEATED	ø EXTERNAL X 10

TEMPERATURE RANGE -30 °C / +70 °C

CABLE WEIGHT (Kg/Km)

- COPPER	57,0
- PLASTIC	179,3
- TOTAL	298,5

ELECTRICAL PROPERTIES at 20°C

IMPEDANCE 75 ± 3 Ohm

CAPACITANCE 67 pF/m

VELOCITY RATIO 66%

RESISTANCE

- INNER CONDUCT.	20,5 Ohm/Km
- BRAID	4,4 Ohm/Km

TENSION

- SHEATH SPARK TESTING	7,5 kV
------------------------	--------

ATTENUATIONS dB/100 m.

		dB	W
5	MHz	1,2	
10	MHz	1,7	
50	MHz	4,2	
100	MHz	6,2	
200	MHz	9,3	
400	MHz	13,8	

MAX. POWER RATING W

		dB	W
500	MHz	15,5	
600	MHz	17,1	
800	MHz	20,5	
1000	MHz	23,4	
1350	MHz	30,2	
1500	MHz	32,5	

		dB	W
1750	MHz	36,6	
2150	MHz	42,5	
2250	MHz	43,1	
2500	MHz	45,8	
2750	MHz	47,6	
3000	MHz	50,1	

STRUCTURAL RETURN LOSS dB

30 ÷ 300	MHz	>30	1000 ÷ 2000	MHz	>22
300 ÷ 600	MHz	>27	2000 ÷ 3000	MHz	>20
600 ÷ 1000	MHz	>25 ÷	MHz	-

SCREENING EFFECTIVENESS dB

100 ÷ 900	MHz	>70
900 ÷ 2000	MHz	-
2000 ÷ 3000	MHz	-

The producer reserves himself to make modification on the item without any notice.



FABBRICA CAVI - ANTENNE - ACCESSORI TV

RG 58 CU

50 OHM RF COAXIAL CABLE

MANUFACTURED IN COMPLIANCE WITH MIL-C-17F STANDARDS

Class CPR **E_{ca}**

CS PE CS PVC2
19 x 0,18 mm ø 2,95 mm ø 3,50 mm ø 5,00 mm



A B C D

MECHANICAL DATA

A	INNER CONDUCTOR	TINNED COPPER	19 x 0,18 mm
B	DIELECTRIC	LOW DENSITY POLYETHYLENE	ø 2,95 ± 0,10 mm
C	BRAID	TINNED COPPER	112 x 0,13 mm
		- COVERAGE	95%
D	SHEATH	NON-CONTAMINATING POLYVINYL-CHLORIDE	ø 5,00 ± 0,10 mm
	- COLOUR	BLACK - RAL 9004	
	- PRINTING	M17/28-RG058 MIL-C-17G RG 58 CU 50 Ohm	
		MADE IN ITALY CE 56 WEEK/YEAR EN 50575:2014 + A1:2016 Eca	

MINIMUM BENDING RADIUS (mm)

- SINGLE ø EXTERNAL X 5
- REPEATED ø EXTERNAL X 10

TEMPERATURE RANGE -30 °C / +70 °C

CABLE WEIGHT (Kg/Km)

- COPPER 18,7
- PLASTIC 21,2
- TOTAL 39,9

ELECTRICAL PROPERTIES at 20°C

IMPEDANCE 50 ± 2 Ohm

CAPACITANCE 100 pF/m

VELOCITY RATIO 66%

RESISTANCE

- INNER CONDUCT. 36,5 Ohm/Km
- BRAID 14 Ohm/Km

TENSION

- SHEATH SPARK TESTING 4,0 kV

ATTENUATIONS dB/100 m.

		dB	W
5	MHz	2,9	849
10	MHz	4,3	600
30	MHz	7,9	346
50	MHz	10,2	268
150	MHz	18,2	155
220	MHz	22,2	128

MAX. POWER RATING W

		dB	W
450	MHz	33,0	89
600	MHz	38,9	77
800	MHz	45,8	67
900	MHz	48,9	63
1000	MHz	52,4	60
1500	MHz	67,0	49

		dB	W
1800	MHz	74,7	44
2000	MHz	79,8	43
2500	MHz	96,6	38
3000	MHz	111,0	35
5200	MHz	175,3	26
5800	MHz	191,7	25

STRUCTURAL RETURN LOSS dB

30 ÷ 450	MHz	>27	2000 ÷ 3000	MHz	>18
450 ÷ 1000	MHz	>25	3000 ÷ 4000	MHz	>15
1000 ÷ 2000	MHz	>20	4000 ÷ 5800	MHz	>11

SCREENING EFFECTIVENESS dB

100 ÷ 900	MHz	>57
900 ÷ 2000	MHz	
2000 ÷ 3000	MHz	

The producer reserves himself to make modification on the item without any notice.



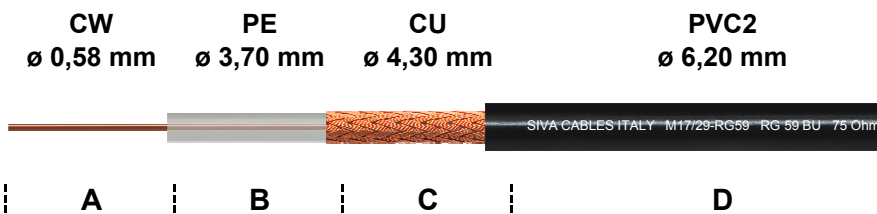
--- FABBRICA CAVI - ANTENNE - ACCESSORI TV ---

RG 59 BU

75 OHM RF COAXIAL CABLE

MANUFACTURED IN COMPLIANCE WITH MIL-C-17F STANDARDS

Class CPR **E_{ca}**



MECHANICAL DATA

A	INNER CONDUCTOR	COPPERWELD	$\varnothing 0,58 \pm 0,025$ mm
B	DIELECTRIC	LOW DENSITY POLYETHYLENE	$\varnothing 3,70 \pm 0,10$ mm
C	BRAID	PLAIN COPPER	120 x 0,15 mm
		- COVERAGE	95%
D	SHEATH	NON-CONTAMINATING POLYVINYL-CHLORIDE	$\varnothing 6,20 \pm 0,10$ mm
	- COLOUR	BLACK - RAL 9004	
	- PRINTING	M17/29-RG59 MIL-C-17F RG 59 BU 75 Ohm	
		MADE IN ITALY CE 56 SETT/YEAR EN 50575:2014 + A1:2016 Eca	

MINIMUM BENDING RADIUS (mm)

- SINGLE \varnothing EXTERNAL X 5
- REPEATED \varnothing EXTERNAL X 10

TEMPERATURE RANGE -30 °C / +70 °C

CABLE WEIGHT (Kg/Km)

- COPPER 22,4
- PLASTIC 33,4
- TOTAL 55,8

ELECTRICAL PROPERTIES at 20°C

IMPEDANCE	75 \pm 3 Ohm	RESISTANCE	
		- INNER CONDUCT.	154 Ohm/Km
CAPACITANCE	67 pF/m	- BRAID	9 Ohm/Km
VELOCITY RATIO	66%	TENSION	
		- SHEATH	4,5 kV
		- SPARK TESTING	

ATTENUATIONS dB/100 m.

		dB	W
5	MHz	2,3	
10	MHz	3,1	
50	MHz	7,4	
100	MHz	10,7	
200	MHz	15,7	
400	MHz	22,7	

MAX. POWER RATING W

		dB	W
500	MHz	25,7	
600	MHz	28,7	
800	MHz	33,6	
1000	MHz	38,0	
1350	MHz	45,6	
1500	MHz	48,5	

		dB	W
1750	MHz	53,5	
2150	MHz	60,9	
2250	MHz	62,1	
2500	MHz	66,8	
2750	MHz	69,6	
3000	MHz	72,7	

STRUCTURAL RETURN LOSS dB

30 \div 300	MHz	>31	1000 \div 2000	MHz	>18
300 \div 600	MHz	>28	2000 \div 3000	MHz	>14
600 \div 1000	MHz	>24 \div	MHz	-

SCREENING EFFECTIVENESS dB

100 \div 900	MHz	>57
900 \div 2000	MHz	-
2000 \div 3000	MHz	-

The producer reserves himself to make modification on the item without any notice.



FABBRICA CAVI - ANTENNE - ACCESSORI TV

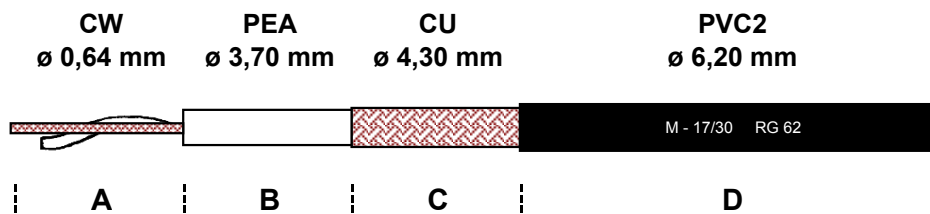


RG 62 AU

93 OHM RF COAXIAL CABLE

MANUFACTURED IN COMPLIANCE WITH MIL-C-17F STANDARDS

Class CPR **E_{ca}**



MECHANICAL DATA

A	INNER CONDUCTOR	COPPERWELD	$\varnothing 0,64 \pm 0,025$ mm
B	DIELECTRIC	AIRED POLYETHYLENE	$\varnothing 3,70 \pm 0,13$ mm
C	BRAID	PLAIN COPPER	120 x 0,15 mm
		- COVERAGE	95%
D	SHEATH	NON-CONTAMINATING POLYVINYL-CHLORIDE	$\varnothing 6,20 \pm 0,18$ mm
	- COLOUR	BLACK - RAL 9004		
	- PRINTING	M17/30-RG62 MIL-C-17F RG 62 AU 93 Ohm		
		MADE IN ITALY CE 57 SETT/ANNO EN 50575:2014 + A1:2016 Eca		

MINIMUM BENDING RADIUS (mm)

- SINGLE \varnothing EXTERNAL X 5
- REPEATED \varnothing EXTERNAL X 10

TEMPERATURE RANGE -30 °C / +70 °C

CABLE WEIGHT (Kg/Km)

- COPPER 22,8
- PLASTIC 29,9
- TOTAL 52,7

ELECTRICAL PROPERTIES at 20°C

IMPEDANCE	93 ± 5 Ohm	RESISTANCE	
CAPACITANCE	44 pF/m	- INNER CONDUCT.	130 Ohm/Km
VELOCITY RATIO	84%	- BRAID	9 Ohm/km
		TENSION	
		- SHEATH	4,5 kV
		SPARK TESTING	

ATTENUATIONS dB/100 m.

		dB	W
5	MHz	1,9	
10	MHz	2,4	
50	MHz	5,8	
100	MHz	8,1	
200	MHz	11,7	
400	MHz	16,8	

MAX. POWER RATING W

		dB	W
500	MHz	18,7	
600	MHz	20,8	
800	MHz	24,0	
1000	MHz	27,3	
1350	MHz	32,4	
1500	MHz	34,2	

		dB	W
1750	MHz	37,8	
2150	MHz	42,5	
2250	MHz	43,2	
2500	MHz	46,8	
2750	MHz	49,0	
3000	MHz	52,0	

STRUCTURAL RETURN LOSS dB

30 ÷ 300	MHz	>17	1000 ÷ 2000	MHz	>16
300 ÷ 600	MHz	>17	2000 ÷ 3000	MHz	>14
600 ÷ 1000	MHz	>17 ÷	MHz	-

SCREENING EFFECTIVENESS dB

100 ÷ 900	MHz	>57
900 ÷ 2000	MHz	-
2000 ÷ 3000	MHz	-

The producer reserves himself to make modification on the item without any notice.



FABBRICA CAVI - ANTENNE - ACCESSORI TV

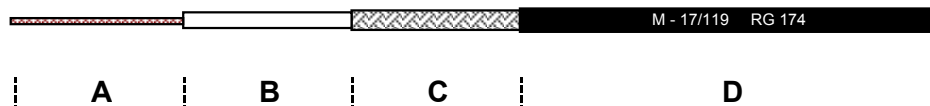
RG 174 AU

50 OHM RF COAXIAL CABLE

MANUFACTURED IN COMPLIANCE WITH MIL-C-17F STANDARDS

Class CPR **E_{ca}**

CW 7 x 0,16 mm PE ø 1,50 mm CS ø 1,90 mm PVC2 ø 2,80 mm



MECHANICAL DATA

A	INNER CONDUCTOR	COPPERWELD	7 x 0,16 mm
B	DIELECTRIC	LOW DENSITY POLYETHYLENE	ø 1,50 ± 0,08 mm
C	BRAID	TINNED COPPER	64 x 0,10 mm
		- COVERAGE	88%
D	SHEATH	NON-CONTAMINATING POLYVINYL-CHLORIDE	ø 2,80 ± 0,13 mm
	- COLOUR	BLACK - RAL 9004		
	- PRINTING	M17/119-RG174 MIL-C-17F RG 174 AU 50 Ohm		
		MADE IN ITALY CE 56 WEEK/YEAR EN 50575:2014 + A1:2016 Eca		

MINIMUM BENDING RADIUS (mm)

- SINGLE ø EXTERNAL X 5
- REPEATED ø EXTERNAL X 10

TEMPERATURE RANGE -30 °C / +70 °C

CABLE WEIGHT (Kg/Km)

- COPPER 5,9
- PLASTIC 6,6
- TOTAL 12,5

ELECTRICAL PROPERTIES at 20°C

IMPEDANCE	50 ± 2 Ohm	RESISTANCE	
		- INNER CONDUCT.	282 Ohm/Km
CAPACITANCE	100 pF/m	- BRAID	39 Ohm/Km
VELOCITY RATIO	66%	TENSION	
		- SHEATH	2,0 kV
		- SPARK TESTING	

ATTENUATIONS dB/100 m.

		dB	W
5	MHz	7,4	226
10	MHz	9,5	160
30	MHz	13,3	92
50	MHz	17,5	72
150	MHz	33,0	41
220	MHz	40,3	34

MAX. POWER RATING W

		dB	W
450	MHz	58,7	24
600	MHz	68,6	21
800	MHz	77,0	18
900	MHz	82,8	17
1000	MHz	87,5	16
1500	MHz	122,5	13

		dB	W
1800	MHz	135,0	12
2000	MHz	145,0	11
2500	MHz	165,5	10
3000	MHz	184,5	9
5200	MHz	267,5	7
5800	MHz	292,0	7

STRUCTURAL RETURN LOSS dB

30 ÷ 450	MHz	>27	2000 ÷ 3000	MHz	>17
450 ÷ 1000	MHz	>23	3000 ÷ 4000	MHz	>17
1000 ÷ 2000	MHz	>21	4000 ÷ 5800	MHz	>16

SCREENING EFFECTIVENESS dB

100 ÷ 900	MHz	>52
900 ÷ 2000	MHz	
2000 ÷ 3000	MHz	

The producer reserves himself to make modification on the item without any notice.



FABBRICA CAVI - ANTENNE - ACCESSORI TV

RG 179 BU

75 OHM RF COAXIAL CABLE

MANUFACTURED IN COMPLIANCE WITH MIL-C-17F STANDARDS

Class CPR **E_{ca}**

CW AG **PTFE** **CA** **FEP**
 7 x 0,10 mm ø 1,60 mm ø 2,00 mm ø 2,54 mm



|| A || B || C || D ||

MECHANICAL DATA

A	INNER CONDUCTOR	SILVERED COPPERWELD	7 x 0,10 mm
B	DIELECTRIC	POLYTETRAFLUORETHYLENE (TEFLON)	ø 1,60 ± 0,08 mm
C	BRAID	SILVERED COPPER	80 x 0,10 mm
	- COVERAGE		96%
D	SHEATH	PERFLUOROETHYLENE-PROPYLENE	ø 2,54 ± 0,13 mm
	- COLOUR	BROWN	
	- PRINTING	M - 17/94 RG 179 MIL-C-17F RG 179 BU 75 OHM	

MINIMUM BENDING RADIUS (mm)

- **SINGLE** ø EXTERNAL X 5
- **REPEATED** ø EXTERNAL X 10

TEMPERATURE RANGE -100 °C / +200 °C

CABLE WEIGHT (Kg/Km)

- **COPPER** 6,4
- **PLASTIC** 8,7
- **TOTAL** 15,1

ELECTRICAL PROPERTIES at 20°C

IMPEDANCE 75 ± 3 Ohm

CAPACITANCE 64 pF/m

VELOCITY RATIO 70%

RESISTANCE

- **INNER CONDUCT.** 800 Ohm/Km
- **BRAID** 28 Ohm/Km

TENSION

- **SHEATH** 2,0 kV
- **SPARK TESTING**

ATTENUATIONS dB/100 m.

		dB	W
5	MHz	10,0	
10	MHz	13,1	
50	MHz	19,0	
100	MHz	25,3	
200	MHz	36,6	
400	MHz	54,7	

MAX. POWER RATING W

		dB	W
500	MHz	62,1	
600	MHz	68,8	
800	MHz	81,1	
1000	MHz	89,3	
1350	MHz	-	
1500	MHz	-	

		dB	W
1750	MHz	-	
2150	MHz	-	
2250	MHz	-	
2500	MHz	-	
2750	MHz	-	
3000	MHz	-	

STRUCTURAL RETURN LOSS dB

30 ÷ 300	MHz	>22	1000 ÷ 2000	MHz	-
300 ÷ 600	MHz	>22	2000 ÷ 3000	MHz	-
600 ÷ 1000	MHz	>22 ÷	MHz	-

SCREENING EFFECTIVENESS dB

100 ÷ 900	MHz	>52
900 ÷ 2000	MHz	-
2000 ÷ 3000	MHz	-

The producer reserves himself to make modification on the item without any notice.




FABBRICA CAVI - ANTENNE - ACCESSORI TV

RG 213 U

50 OHM RF COAXIAL CABLE

MANUFACTURED IN COMPLIANCE WITH MIL-C-17F STANDARDS

Class CPR **E_{ca}**



MECHANICAL DATA

A	INNER CONDUCTOR	PLAIN COPPER	7 x 0,75 mm
B	DIELECTRIC	LOW DENSITY POLYETHYLENE	ø 7,25 ± 0,18 mm
C	BRAID	PLAIN COPPER	192 x 0,18 mm
		- COVERAGE	97%
D	SHEATH	NON-CONTAMINATING POLYVINYL-CHLORIDE	ø 10,3 ± 0,18 mm
	- COLOUR	BLACK - RAL 9004	
	- PRINTING	M17/74-RG213 MIL-C-17F RG 213 U 50 Ohm	
		MADE IN ITALY CE 56 WEEK/YEAR EN 50575:2014 + A1:2016 Eca	

MINIMUM BENDING RADIUS (mm)

- SINGLE ø EXTERNAL X 5
- REPEATED ø EXTERNAL X 10

TEMPERATURE RANGE -30 °C / +70 °C

CABLE WEIGHT (Kg/Km)

- COPPER 77,4
- PLASTIC 86,1
- TOTAL 163,5

ELECTRICAL PROPERTIES at 20°C

IMPEDANCE	50 ± 2 Ohm	RESISTANCE	
		- INNER CONDUCT.	6 Ohm/Km
CAPACITANCE	100 pF/m	- BRAID	4,4 Ohm/Km
VELOCITY RATIO	66%	TENSION	
		- SHEATH	5,5 kV
		- SPARK TESTING	

ATTENUATIONS dB/100 m.

		dB	W
5	MHz	1,2	
10	MHz	1,8	
50	MHz	4,3	
100	MHz	6,4	
200	MHz	9,5	
400	MHz	13,7	

MAX. POWER RATING W

		dB	W
500	MHz	15,3	
600	MHz	16,9	
800	MHz	20,4	
1000	MHz	23,2	
1350	MHz	28,4	
1500	MHz	30,4	

		dB	W
1750	MHz	33,7	
2150	MHz	38,9	
2250	MHz	39,7	
2500	MHz	42,7	
2750	MHz	45,7	
3000	MHz	48,9	

STRUCTURAL RETURN LOSS dB

30 ÷ 300	MHz	>31	1000 ÷ 2000	MHz	>24
300 ÷ 600	MHz	>28	2000 ÷ 3000	MHz	>22
600 ÷ 1000	MHz	>27 ÷	MHz	-

SCREENING EFFECTIVENESS dB

100 ÷ 900	MHz	>57
900 ÷ 2000	MHz	-
2000 ÷ 3000	MHz	-

The producer reserves himself to make modification on the item without any notice.




FABBRICA CAVI - ANTENNE - ACCESSORI TV

RG 214 U

DOUBLE SCREENED 50 OHM RF COAXIAL CABLE
MANUFACTURED IN COMPLIANCE WITH MIL-C-17F STANDARDS

Class CPR **E_{ca}**



MECHANICAL DATA

A	INNER CONDUCTOR	SILVERED COPPER	7 x 0,75 mm
B	DIELECTRIC	LOW DENSITY POLYETHYLENE	ø 7,25 ± 0,18 mm
C	1° BRAID	SILVERED COPPER - COVERAGE	144 x 0,16 mm 96%
D	2° BRAID	SILVERED COPPER - COVERAGE	168 x 0,16 mm 98%
E	SHEATH	NON-CONTAMINATING POLYVINYL-CHLORIDE	ø 10,8 ± 0,18 mm
	- COLOUR	BLACK - RAL 9004	
	- PRINTING	M17/75-RG214 MIL-C-17F RG 214 U 50 Ohm	
		MADE IN ITALY CE 56 WEEK/YEAR EN 50575:2014 + A1:2016 Eca	

MINIMUM BENDING RADIUS (mm)

- SINGLE	ø EXTERNAL X 5
- REPEATED	ø EXTERNAL X 10

TEMPERATURE RANGE

-30 °C / +70 °C

CABLE WEIGHT (Kg/Km)

- COPPER	119,7
- PLASTIC	87,6
- TOTAL	207,3

ELECTRICAL PROPERTIES at 20°C

IMPEDANCE 50 ± 2 Ohm

CAPACITANCE 100 pF/m

VELOCITY RATIO 66%

RESISTANCE

- INNER CONDUCT.	6 Ohm/Km
- BRAID	4,2 Ohm/Km

TENSION

- SHEATH SPARK TESTING	5,5 kV
------------------------	--------

ATTENUATIONS dB/100 m.

		dB	W
5	MHz	1,3	
10	MHz	1,9	
50	MHz	4,5	
100	MHz	6,7	
200	MHz	9,9	
400	MHz	14,3	

MAX. POWER RATING W

		dB	W
500	MHz	16,1	
600	MHz	17,8	
800	MHz	21,3	
1000	MHz	24,3	
1350	MHz	29,7	
1500	MHz	31,7	

		dB	W
1750	MHz	35,2	
2150	MHz	40,5	
2250	MHz	41,5	
2500	MHz	44,7	
2750	MHz	47,9	
3000	MHz	51,3	

STRUCTURAL RETURN LOSS dB

30 ÷ 300	MHz	>23	1000 ÷ 2000	MHz	>19
300 ÷ 600	MHz	>20	2000 ÷ 3000	MHz	>19
600 ÷ 1000	MHz	>20 ÷	MHz	-

SCREENING EFFECTIVENESS dB

100 ÷ 900	MHz	>78
900 ÷ 2000	MHz	-
2000 ÷ 3000	MHz	-

The producer reserves himself to make modification on the item without any notice.

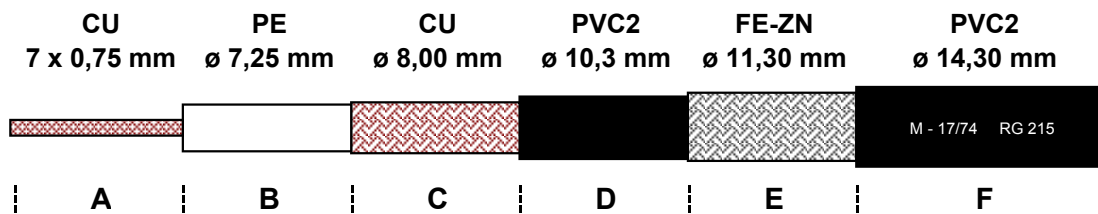


FABBRICA CAVI - ANTENNE - ACCESSORI TV



RG 215 U

50 OHM RF COAXIAL CABLE
MANUFACTURED IN COMPLIANCE WITH MIL-C-17F STANDARDS



MECHANICAL DATA

A	INNER CONDUCTOR	PLAIN COPPER	7 x 0,75 mm
B	DIELECTRIC	LOW DENSITY POLYETHYLENE	ø 7,25 ± 0,18 mm
C	BRAID	PLAIN COPPER - COVERAGE	192 x 0,18 mm 97%
D	1° SHEATH	NON-CONTAMINATING POLYVINYL-CHLORIDE - COLOUR	ø 10,3 ± 0,18 mm BLACK - RAL 9004
E	ARM	ZINC-PLATED STEEL - COVERAGE	144 x 0,24 mm 85%
F	2° SHEATH	NON-CONTAMINATING POLYVINYL-CHLORIDE - COLOUR - PRINTING	ø 14,30 ± 0,20 mm BLACK - RAL 9004 M - 17/74 RG 215 MIL-C-17F RG 215 U 50 OHM

MINIMUM BENDING RADIUS (mm)

- SINGLE	ø EXTERNAL X 5
- REPEATED	ø EXTERNAL X 10

TEMPERATURE RANGE -30 °C / +70 °C

CABLE WEIGHT (Kg/Km)

- COPPER	77,4
- PLASTIC	177,2
- TOTAL	316,8

ELECTRICAL PROPERTIES at 20°C

IMPEDANCE 50 ± 2 Ohm

CAPACITANCE 100 pF/m

VELOCITY RATIO 66%

RESISTANCE

- INNER CONDUCT.	6 Ohm/Km
- BRAID	4,4 Ohm/Km

TENSION

- SHEATH SPARK TESTING	5,0 kV
------------------------	--------

ATTENUATIONS dB/100 m.

		dB	W
5	MHz	1,2	
10	MHz	1,8	
50	MHz	4,3	
100	MHz	6,4	
200	MHz	9,5	
400	MHz	13,7	

MAX. POWER RATING W

		dB	W
500	MHz	15,3	
600	MHz	16,9	
800	MHz	20,4	
1000	MHz	23,2	
1350	MHz	28,4	
1500	MHz	30,4	

		dB	W
1750	MHz	33,7	
2150	MHz	38,9	
2250	MHz	39,7	
2500	MHz	42,7	
2750	MHz	45,7	
3000	MHz	48,9	

STRUCTURAL RETURN LOSS dB

30 ÷ 300	MHz	>31	1000 ÷ 2000	MHz	>24
300 ÷ 600	MHz	>28	2000 ÷ 3000	MHz	>22
600 ÷ 1000	MHz	>27 ÷	MHz	-

SCREENING EFFECTIVENESS dB

100 ÷ 900	MHz	>70
900 ÷ 2000	MHz	-
2000 ÷ 3000	MHz	-

The producer reserves himself to make modification on the item without any notice.



FABBRICA CAVI - ANTENNE - ACCESSORI TV

RG 223 U

DOUBLE SCREENED 50 OHM RF COAXIAL CABLE
MANUFACTURED IN COMPLIANCE WITH MIL-C-17F STANDARDS

Class CPR **E_{ca}**

CA PE CA CA PVC2
ø 0,90 mm ø 2,95 mm ø 3,50 mm ø 4,00 mm ø 5,40 mm



|| A || B || C || D || E ||

MECHANICAL DATA

A	INNER CONDUCTOR	SILVERED COPPER	ø 0,90 ± 0,025 mm
B	DIELECTRIC	LOW DENSITY POLYETHYLENE	ø 2,95 ± 0,10 mm
C	1° BRAID	SILVERED COPPER	112 x 0,13 mm
		- COVERAGE	98%
D	2° BRAID	SILVERED COPPER	112 x 0,13 mm
		- COVERAGE	97%
E	SHEATH	NON-CONTAMINATING POLYVINYL-CHLORIDE		ø 5,40 ± 0,10 mm
		- COLOUR	BLACK - RAL 9004	
		- PRINTING	M17/84-RG223 MIL-C-17F RG 223 U 50 Ohm MADE IN ITALY CE 56 WEEK/YEAR EN 50575:2014 + A1:2016 Eca	

MINIMUM BENDING RADIUS (mm)

- SINGLE ø EXTERNAL X 5
- REPEATED ø EXTERNAL X 10

TEMPERATURE RANGE -30 °C / +70 °C

CABLE WEIGHT (Kg/Km)

- COPPER 38,5
- PLASTIC 21,4
- TOTAL 59,9

ELECTRICAL PROPERTIES at 20°C

IMPEDANCE	50 ± 2 Ohm	RESISTANCE	
CAPACITANCE	100 pF/m	- INNER CONDUCT.	28,0 Ohm/Km
VELOCITY RATIO	66%	- BRAID	8,0 Ohm/Km
		TENSION	
		- SHEATH	3,5 kV
		SPARK TESTING	

ATTENUATIONS dB/100 m.

		dB	W
5	MHz	2,6	1131
10	MHz	3,8	800
30	MHz	7,1	462
50	MHz	9,2	358
150	MHz	16,6	207
220	MHz	20,3	171

MAX. POWER RATING W

		dB	W
450	MHz	30,1	119
600	MHz	35,4	103
800	MHz	41,6	89
900	MHz	44,5	84
1000	MHz	47,4	80
1500	MHz	60,5	65

		dB	W
1800	MHz	67,4	60
2000	MHz	72,2	57
2500	MHz	82,6	51
3000	MHz	90,5	46
5200	MHz	126,3	35
5800	MHz	136,7	34

STRUCTURAL RETURN LOSS dB

30 ÷ 450	MHz	>28	2000 ÷ 3000	MHz	>23
450 ÷ 1000	MHz	>25	3000 ÷ 4000	MHz	>22
1000 ÷ 2000	MHz	>24	4000 ÷ 5800	MHz	>21

SCREENING EFFECTIVENESS dB

100 ÷ 900	MHz	>78
900 ÷ 2000	MHz	
2000 ÷ 3000	MHz	

The producer reserves himself to make modification on the item without any notice.



FABBRICA CAVI - ANTENNE - ACCESSORI TV

RG 316 U

50 OHM RF COAXIAL CABLE

MANUFACTURED IN COMPLIANCE WITH MIL-C-17F STANDARDS

Class CPR **E_{ca}**

CW AG **PTFE** **CA** **FEP**
 7 x 0,17 mm ø 1,52 mm ø 2,00 mm ø 2,54 mm



|| A || B || C || D ||

MECHANICAL DATA

A	INNER CONDUCTOR	SILVERED COPPERWELD	7 x 0,17 mm
B	DIELECTRIC	POLYTETRAFLUORETHYLENE (TEFLON)	ø 1,52 ± 0,08 mm
C	BRAID	SILVERED COPPER	80 x 0,10 mm
	- COVERAGE		95%
D	SHEATH	PERFLUOROETHYLENE-PROPYLENE	ø 2,54 ± 0,13 mm
	- COLOUR	BROWN	
	- PRINTING	M - 17/172 RG 316 MIL-C-17F RG 316 U 50 OHM	

MINIMUM BENDING RADIUS (mm)

- **SINGLE** ø EXTERNAL X 5
- **REPEATED** ø EXTERNAL X 10

TEMPERATURE RANGE -100 °C / +200 °C

CABLE WEIGHT (Kg/Km)

- **COPPER** 7,1
- **PLASTIC** 8,1
- **TOTAL** 15,2

ELECTRICAL PROPERTIES at 20°C

IMPEDANCE 50 ± 3 Ohm

CAPACITANCE 95 pF/m

VELOCITY RATIO 69%

RESISTANCE

- **INNER CONDUCT.** 276 Ohm/K
- **BRAID** 22 Ohm/Km

TENSION

- **SHEATH** 2,0 kV
- **SPARK TESTING**

ATTENUATIONS dB/100 m.

		dB	W
5	MHz	7,0	1768
10	MHz	9,0	1250
50	MHz	19,0	559
100	MHz	28,0	395
200	MHz	40,0	280
300	MHz	46,0	228

MAX. POWER RATING W

		dB	W
500	MHz	60,0	177
600	MHz	66,0	161
800	MHz	78,0	140
1000	MHz	93,0	125
1350	MHz	-	108
1500	MHz	-	102

		dB	W
1750	MHz	-	94
2150	MHz	-	85
2250	MHz	-	83
2500	MHz	-	79
2750	MHz	-	75
3000	MHz	-	72

STRUCTURAL RETURN LOSS dB

30 ÷ 300	MHz	>22	1000 ÷ 2000	MHz	-
300 ÷ 600	MHz	>21	2000 ÷ 3000	MHz	-
600 ÷ 1000	MHz	>20 ÷	MHz	-

SCREENING EFFECTIVENESS dB

100 ÷ 900	MHz	>52
900 ÷ 2000	MHz	-
2000 ÷ 3000	MHz	-

The producer reserves himself to make modification on the item without any notice.